

CONFORMITY STATEMENT



Guangzhou Hande New Materials Co., Ltd.

No. 161, Yaotianhe Street, Yonghe Zone, Guangzhou Economic & Technological Development District, Guangzhou, China

This is to prove the following product(s) sold and manufactured by the company above have been tested by Intertek.

Green Leaf Statement

Scope of Evaluation:

Product: SUNESSE SUNSCREEN FABRIC

The product has been independently tested in accordance with GB/T 33797-2017 / ASTM D5511-18 / ISO 15985:2014.

- The biodegradation rate of the applied product was tested over 45 days as 5.14%.

Please refer to report no. SZHH01972346, SZHH01996699 and SZHH01996716 for details.

Number

GLF-08-APAC-24-1952

Initial Issue Date

Dec 06, 2024

Revision Date

-

Expiry Date

Dec 05, 2025



Intertek

Calin Moldoveanu

President, Business Assurance

Intertek Testing Services Ltd., Shanghai
Green Initiatives
1/F, No. 2 Building, Shanghai Comalong
Technology Service Park,
No. 889 Yishan Road,
Shanghai, China 200233



Test Report

Number: SZHH01996699

Applicant: GUANGZHOU HANDE NEW MATERIALS CO.,LTD.
NO. 161, YAOTIANHE STREET, YONGHE ZONE
GUANGZHOU ECONOMIC & TECHNOLOGICAL
DEVELOPMENT DISTRICT GUANGZHOU,
511356,CHINA

Date: Nov 29, 2024

Attn: Austin.Qian


Sample Description:

One (1) submitted sample said to be **sunesse sunscreen fabric**
Item No. : **Anaerobic Biodegradable Fabric**
Date Sample Received : Sep 09, 2024
Testing Period : Sep 09, 2024 ~ Nov 27, 2024

Tests conducted:

As requested by the applicant, refer to attached page(s) for details.

Authorized by:
For Intertek Testing Services
Shenzhen Ltd.



Rachel L. Guo
General Manager



Tests Conducted

1 Anaerobic Biodegradation of Plastic Materials Under High-Solids Anaerobic-Digestion Conditions (ISO 15985:2014)

With reference to ISO 15985:2014 Plastics - Determination of the ultimate anaerobic biodegradation under high-solids anaerobic-digestion conditions - Method by analysis of released biogas.

1. Test information

Client	GUANGZHOU HANDE NEW MATERIALS CO.,LTD.
Name of Product	Sunesse sunscreen fabric
Sample Details	Sunesse sunscreen fabric
Quantity Received and Packing	500gms packing
Sampling Done by	Sample drawn and supplied by customer
Sample Registration Date	Sep 12, 2024
Analysis Starting Date	Sep 12, 2024 (pre-conditioning)
Analysis Completed on	Nov 22, 2024
Test Required	ISO 15985 Plastics - Determination of the ultimate anaerobic biodegradation under high-solids anaerobic-digestion conditions - Method by analysis of released biogas

2. Sample Receipt

The test sample was received on Sep 12, 2024 at the Intertek testing facility. The sample was sent through courier. The sample was at ambient temperature in good condition with no evidence of damage or contamination. No temperature preservation was required.

3. Sample Description




Figure 1 - Test sample

4. Project Description



Tests Conducted

The test sample was submitted for testing under standard ISO 15985. This test method covers the determination of the degree and rate of anaerobic biodegradation of plastic materials in high-solids anaerobic conditions. The test materials are exposed to a methanogenic inoculum derived from anaerobic digesters operating only on pretreated household waste. The anaerobic decomposition takes place under high-solids (more than 30% total solids) and static non-mixed conditions. This test method is designed to yield a percentage of conversion of carbon in the sample to carbon in the gaseous form under conditions found in high-solids anaerobic digesters, treating municipal solid waste.

5. Inoculum Collection and Conditioning

The anaerobic digested sewage sludge (Figure 2) mixed with household waste was obtained from the Chembur (Mumbai). To make the sludge adapted and stabilized during a short post-fermentation at 53 °C, the sludge was pre-incubated (one week) at 53 °C. This means that the concentrated inoculum was not fed but allowed to post ferment the remains of previously added organics allowing large easily biodegradable particles were degraded during this period and reduce the background level of biogas from the inoculums itself.



Figure 2 - Anaerobic microbial inoculum

6. Inoculum Properties

A sample of the anaerobic digested sewage sludge was analyzed for pH, percent dry solids, and volatile solids, as well as, the amount of CO₂ and CH₄ evolution during the testing. Table 1 lists the results of this initial testing.

7. Methodology

Inoculum Medium: Remove enough inoculum (approximately 15 kg) from the post-fermentation vessel and mix carefully and consistently by hand in order to obtain a homogeneous medium. Test three replicates each



Tests Conducted

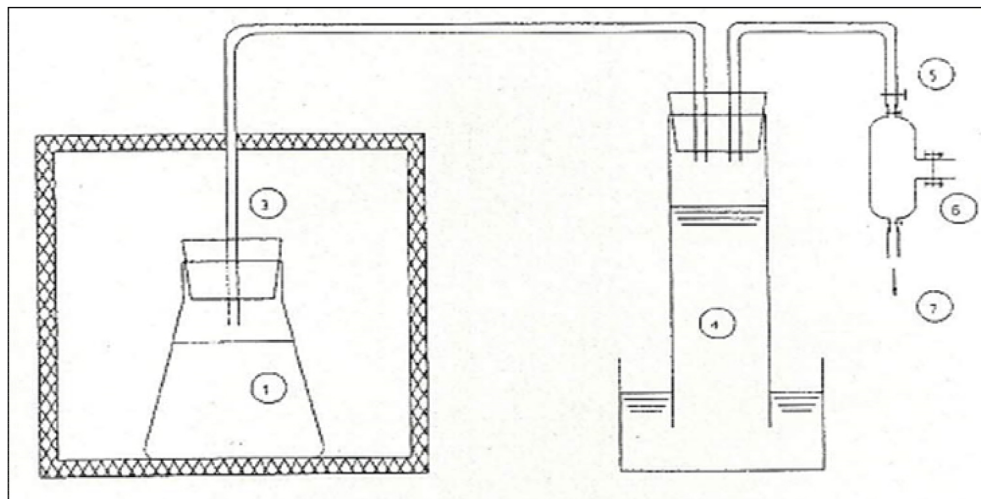
of a blank (inoculum only), Positive control (Reference material) (thin-layer chromatography cellulose), negative control (optional), and the test substance being evaluated.

Manually mix 1000 g wet weight (at least 20% dry solids) of inoculum in a small container for a period of 2 to 3 min with 15 to 100 g of volatile solids of the test substance or the controls for each replicate. For the three blanks containing inoculum only, manually mix 1000 g of the same inoculum in a small container for a period of 2 to 3 min with the same intensity as was done for the other vessels containing test substance or controls. Determine the weight of the inoculum and test substance added to each individual Erlenmeyer flask accurately. Add the mixtures to a 2-L wide-mouth Erlenmeyer flask and gently spread and compact the material evenly in the flask to a uniform density.

After placing the Erlenmeyer flask in incubator, connect it with the gas collection device. Incubate the Erlenmeyer flasks in the dark or in diffused light at 52 °C (±2 °C) for thermophilic conditions, the incubation time shall be run until no net gas production is noted for at least five days from both the Positive control (Reference material) and test substance reactors. Control the pH of the water used to measure biogas production to less than two by adding HCl.

8. Anaerobic Digester Setup for the Plastic Biodegradation

The biodegradation testing of sample was performed in the digester as shown in the (Figure 3).



(1. Digester; 2. Incubator; 3. Gas outlet; 4. Gas collector; 5. Valve; 6. Gas sampling; 7 Gas Discharge.)

Figure 3 - Digester setup

9. Result

The most important biochemical characteristics of the inoculum such as pH, Volatile Fatty Acids, NH₄⁺-N- and dry solids were studied.

Table 1 - Results of Initial testing of the anaerobic digested sewage sludge

Parameters	Requirement	Actual Results
pH	7.5 to 8.5	7.96
Kjeldahl nitrogen	0.5 to 2 g/kg wet weight	1.46
Dry solids at 105 °C	> 20%	44.00
Volatile solids at 550 °C	Below 1 g/kg wet weight	0.76



Tests Conducted

The biogas volume in the gas sampling bag was measured (Table 2). Presence of gas in the gas collector of positive control (reference material) indicated that the inoculum was viable and gas displacement was observed both in positive control (reference material) and test sample.

ISO 15985 states that for the test to be considered valid, the positive control (reference material) must achieve more than 70% biodegradation after 15 days with deviation less than 20% of the mean between the replicates.


Positive control (Reference material) showed 70.37% on 27th day with less than 20% of the mean difference between the replicates.

The gas displacement observed after 45 days is as shown in the table below.

Table 2 - Biogas volume of the evolved gas during the biodegradation process at 45 days

Biodegradation Test	Total Volume (45 days) (ml)
Inoculum	2600
Positive control (reference material)	9750
Test Sample	4300

Colonization of bacteria at some places were observed under the microscope (Figure 4). This shows the process of biodegradation has begun.



(A & B – Unexposed Test Sample to anaerobic biodegradation process;
C & D – Exposed Test Sample to anaerobic biodegradation process)



Figure 4 - Microscopic image of test samples before and after 45 days incubation condition

The percent biodegradation of positive control (reference material) and test sample was calculated by the measured cumulative carbon dioxide and methane production from each flask after subtracting carbon dioxide evolution and methane evolution from the blank samples at the end of 45 days of testing. Calculations were based on total organic carbon obtained of both positive control (reference material) and test sample.

Table 3 - Percentage biodegradability of test sample with respect to positive control (reference material) cellulose

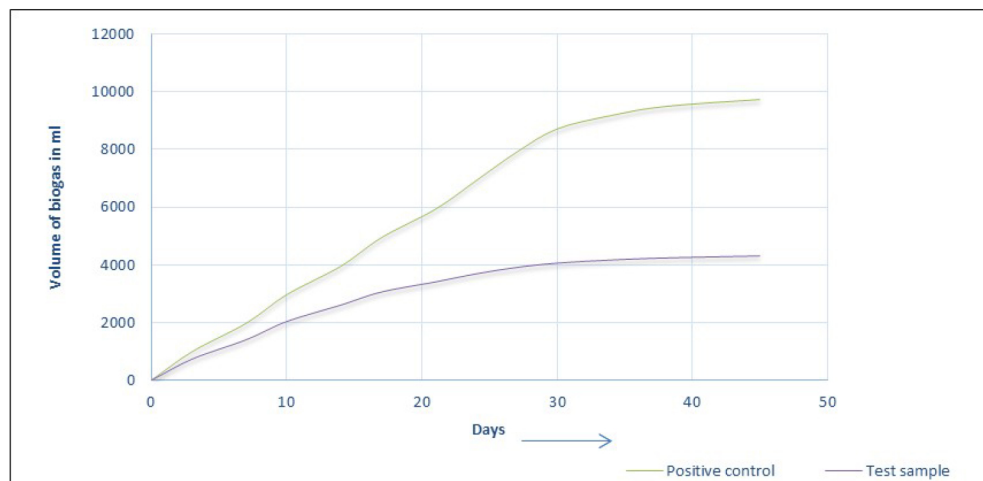
Group	Inoculum Control	Positive Control (Reference Material)	Test Sample
Weight	1000 ml	10.2483 g	15.4381 g
Total volume (ml)	2600.00	9750.00	4300.00
% CH ₄	13.10	43.20	16.20
Volume of CH ₄ (ml)	340.60	4212.00	696.60
Weight of CH ₄ (g)	0.2234	2.7631	0.4570
% CO ₂	15.90	43.40	17.50
Volume of CO ₂ (ml)	413.40	4231.50	752.50
Weight of CO ₂ (g)	0.8185	8.3784	1.4900
Total weight of carbon (g)	0.3886	4.3345	0.7450
Theoretical weight of carbon (Ci) (g)	-	4.3115	6.9408
Biodegradation	-	0.91521	0.05135
% Biodegradation	-	91.52	5.14

Table 4 - Percent weight loss of test sample

Average initial weight (g)	15.4381
Average final weight (g)	15.3284
Percent weight loss (%)	0.71

The percent weight loss was calculated based on the initial weight and final weight of the test sample after the 45 days study.

Biodegradation of the samples determined based on conversion of carbon from the test material to carbon in the gaseous phase (CH₄ and CO₂) can be observed in Graph 1 and Graph 2a & 2b.

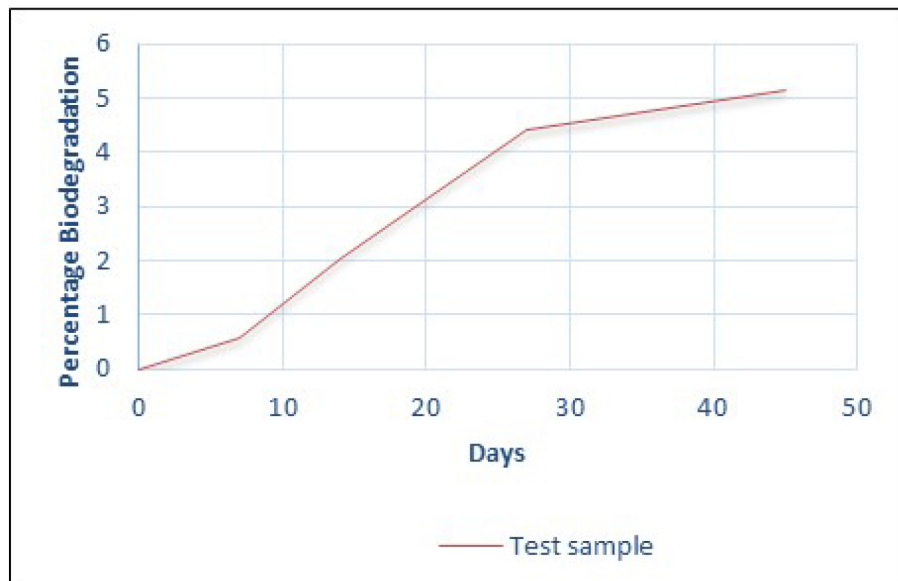


Graph 1 - Plot showing net biogas production from test sample and positive control (reference material - cellulose)





Graph 2a - The percent biodegradation of the positive control (reference material - cellulose) determined based on conversion of carbon from cellulose to carbon in the gaseous phase (CH_4 and CO_2)



Graph 2b - The percent biodegradation of the test sample determined based on conversion of carbon from the test material to carbon in the gaseous phase (CH_4 and CO_2)

10. Conclusion

Considering the cumulative gas production as observed in Table 2 & 3 and its analysis indicates that the process of biodegradation has occurred in the test sample. After 45 days of incubation, the level of biodegradation for the positive control (reference material) was **91.52%** while the test sample submitted showed **5.14%**.



Test Report

Number: SZHH01996699

Tests Conducted

Remark: The test was performed by an approved subcontractor laboratory which is part of the Intertek Group.

End of report

The statements of conformity reported have considered the decision rule agreed, namely that Intertek have taken account of measurement uncertainty as calculated by Intertek, and applied according to ILAC-G8/09:2019-(Non-binary acceptance based on guard band $w = U$) except designation from the customer, regulation or test specification. This decision rule only applies to the numeric test results. Full details of our agreed decision rules and the associated risk can be viewed: <https://www.intertek.com.cn/diypage/upload/SZ-AP15-HLS-QA.pdf>.

The sample(s) and sample information hereto are provided by the client who shall be solely responsible for the authenticity and integrity thereof. The results shown in this report relate only to the sample(s) received and tested. It is not intended to be a recommendation for any particular course of action. Intertek does not accept a duty of care or any other responsibility to any person other than the Client in respect of this report and only accepts liability to the Client insofar as is expressly contained in the terms and conditions governing Intertek's provision of services to you. Intertek makes no warranties or representations either express or implied with respect to this report save as provided for in those terms and conditions. We have aimed to conduct the review on a diligent and careful basis and we do not accept any liability to you for any loss arising out of or in connection with this report, in contract, tort, by statute or otherwise, except in the event of our gross negligence or wilful misconduct. This report shall not be reproduced unless with prior written approval from Intertek.

